



# DAILY BIOSECURITY PLAN FOR DISEASE PREVENTION



## DIRECTIONS

This document is a template to assist cattle operations in development of a daily biosecurity plan for their premises. Concepts are based on emphasized biosecurity content in the Beef Quality Assurance (BQA) National Manual and were developed using guidance from Secure Beef Supply (SBS) *Information Manual for Enhanced Biosecurity for FMD Prevention: Beef Feedlots and Cattle on Pasture*. All documents are accessible at [www.bqa.org](http://www.bqa.org).

The Biosecurity Manager should evaluate all sections and check the box for all items that apply to the operation. Customize sections by filling in the blank boxes with operation-specific information and selecting the applicable option(s). Where applicable, examples to consider for filling in the blank boxes are included in parentheses - (EXAMPLE). Unchecked statements could be used as steps toward continuous improvement if applicable to the operation. Including a labeled premises map as part of this plan is recommended; see the last page for guidance and an example. Standard Operating Procedures (SOPs) may also be needed and should be available on the operation, but do not need to be included in this written biosecurity plan.

\*Adapted from the Secure Beef Supply Biosecurity Plan Template  
[http://securebeef.org/Assets/SBS\\_Enhanced-Biosecurity-Template\\_BLANKS.docx](http://securebeef.org/Assets/SBS_Enhanced-Biosecurity-Template_BLANKS.docx).

Accessed: March 2020

For more information on enhanced biosecurity for cattle, visit:  
<https://securebeef.org/beef-producers/biosecurity/>

# CONTENTS

Operation Information for Daily Biosecurity Plan.....	4
Scope of Biosecurity Plan.....	5
Section 1: Biosecurity Manager and Written Biosecurity Plan .....	6
Section 2: Training.....	7
Section 3: Protecting Your Cattle.....	7
Section 4: Vehicles and Equipment.....	9
Section 5: Personnel.....	10
Section 6: Animal Movement.....	11
Section 7: Animal Products .....	12
Section 8: Carcass Disposal .....	13
Section 9: Manure Management .....	13
Section 10: Rodent, Wildlife and Other Animal Control .....	14
Section 11: Feed and Water .....	15
Labeled Premises Map.....	15

---

**OPERATION NAME**

Daily Biosecurity Plan for Disease Prevention in \_\_\_\_\_  
STATE

Updated: \_\_\_\_\_  
DATE

*Note: Minimally, this biosecurity plan should be reviewed and updated annually.*

In our plan below, all items have been implemented. Our enhanced biosecurity plan describes additional items that will be implemented prior to requesting an animal movement permit during a foreign animal disease outbreak. If our operation has multiple properties with livestock, we understand that multiple biosecurity plans may be necessary.

Reviewed By:

The **Owner** for this premises and their contact information is as follows:

\_\_\_\_\_  
NAME

\_\_\_\_\_  
PHONE

\_\_\_\_\_  
EMAIL

The **Operation Manager** for this premises and their contact information is as follows:

\_\_\_\_\_  
NAME

\_\_\_\_\_  
PHONE

\_\_\_\_\_  
EMAIL

The **Operation Veterinarian** for this premises and their contact information is as follows:

\_\_\_\_\_  
NAME

\_\_\_\_\_  
PHONE

\_\_\_\_\_  
EMAIL

*If needed, attach additional personnel information to the back of this biosecurity template clearly labeled.*

# SCOPE OF BIOSECURITY PLAN

## Describe the Premises:

National Premises Identification Number\* (Prem ID or PIN)

(request from the office of the State Animal Health Official): \_\_\_\_\_

## PREMISES ADDRESS:

\_\_\_\_\_

ADDRESS

\_\_\_\_\_

CITY

\_\_\_\_\_

STATE

\_\_\_\_\_

ZIP

\_\_\_\_\_

GPS COORDINATES (LATITUDE, LONGITUDE)

## LIST APPROXIMATE NUMBER OF ANIMALS ON PRIMARY PREMISES (LIST ALL SPECIES AND NUMBER):

Species: \_\_\_\_\_ Number of animals: \_\_\_\_\_

Species: \_\_\_\_\_ Number of animals: \_\_\_\_\_

Species: \_\_\_\_\_ Number of animals: \_\_\_\_\_

Species: \_\_\_\_\_ Number of animals: \_\_\_\_\_

Species: \_\_\_\_\_ Number of animals: \_\_\_\_\_

## LIST ANIMAL HOUSING TYPES (E.G., BUILDINGS, PASTURES, DRY LOTS):

Animal housing type: \_\_\_\_\_

Animal housing type: \_\_\_\_\_

Animal housing type: \_\_\_\_\_

Animal housing type: \_\_\_\_\_

Animal housing type: \_\_\_\_\_

Other business operations on premises (Y/N)? \_\_\_\_\_

If yes, what?

(E.G., VEGETABLE STAND; SALE OF FEED, FERTILIZER, OR COMPOST; HOSTING FARM TOURS)

Other business: \_\_\_\_\_

Other business: \_\_\_\_\_

Other business: \_\_\_\_\_

Other business: \_\_\_\_\_

Other business: \_\_\_\_\_

\* Work with your State Animal Health Official to determine if separate PINs are needed for each of your associated premises. If a separate PIN is applicable, complete an operation-specific plan for each premises. This will need to be provided if this premises is located in a Regulatory Control Area during a foreign animal disease outbreak.

# 1. BIOSECURITY MANAGER AND WRITTEN PLAN

The **designated Biosecurity Manager** for this premises and their contact information is as follows:

\_\_\_\_\_  
NAME

\_\_\_\_\_  
PHONE

\_\_\_\_\_  
EMAIL

In the event the Biosecurity Manager is away from the operation, the following are emergency contacts for this operation:

\_\_\_\_\_  
NAME

\_\_\_\_\_  
RELATIONSHIP TO OPERATION

\_\_\_\_\_  
PHONE

\_\_\_\_\_  
EMAIL

\_\_\_\_\_  
NAME

\_\_\_\_\_  
RELATIONSHIP TO OPERATION

\_\_\_\_\_  
PHONE

\_\_\_\_\_  
EMAIL

The Biosecurity Manager's and Operation Management contact information is posted \_\_\_\_\_  
WHERE

\_\_\_\_\_ and \_\_\_\_\_ have the written authority to ensure compliance with  
WHO WHO

biosecurity protocols and take corrective action as needed.

The operation-specific biosecurity plan was developed with the assistance of:

\_\_\_\_\_  
NAME

\_\_\_\_\_  
TITLE/ORGANIZATION

\_\_\_\_\_  
PHONE

\_\_\_\_\_  
EMAIL

\_\_\_\_\_  
NAME

\_\_\_\_\_  
TITLE/ORGANIZATION

\_\_\_\_\_  
PHONE

\_\_\_\_\_  
EMAIL

The Biosecurity Manager or their designee (Check all that apply):

- Communicates with and/or trains individuals entering the operation on daily biosecurity measures that are applicable to them;
- Reviews the biosecurity plan at least annually and updates it whenever the operation goes through a change affecting daily biosecurity; and
- Ensures that all individuals entering the operation frequently (weekly or more often) have access to a copy of the biosecurity plan.

A labeled premises map is included at the end of this plan and can be found on the premises posted:

\_\_\_\_\_  
WHERE

## 2. TRAINING

The groups of people (E.G., PEN RIDERS, VETERINARIAN, FAMILY MEMBERS, ETC.) listed below are trained at least \_\_\_\_\_ about the daily biosecurity measures necessary to keep diseases out ANNUALLY/BIANNUALLY/MONTHLY of the herd. This training is documented and available for review upon request (An example of a Group Training Form can be found on the [Secure Beef Supply website](#)).

- \_\_\_\_\_
- \_\_\_\_\_
- \_\_\_\_\_
- \_\_\_\_\_
- \_\_\_\_\_
- \_\_\_\_\_
- \_\_\_\_\_
- \_\_\_\_\_

The Biosecurity Manager(s) informs all persons entering the operation of the biosecurity measures they are to follow in a language they understand. Individuals are aware of the biosecurity concepts and procedures that apply to their specific areas of responsibility. Our required training is described below.

All individuals, including visitors, entering should understand how to:

- Contact the Biosecurity Manager(s);
- Respect the Line of Separation (LOS);
- Cross the LOS, if required, following arrival and biosecure entry requirements; and
- Perform biosecurity measures for their specific job duties.

In addition to the above responsibilities, employees and family members should:

- Understand the importance of biosecurity;
- Review the entire biosecurity plan;
- Review the labeled premises map;
- Know who to report to if they see someone not complying or something preventing compliance; and
- Recognize the consequences for not complying with biosecurity protocols.

## 3. PROTECTING YOUR CATTLE

This operation has plans in place to limit disease exposure on a daily basis. Refer to this operation’s “Enhanced Biosecurity Plan” for more details about the line of separation, limiting access, and establishing a cleaning and disinfection station during a highly contagious foreign animal disease outbreak.

### LINE OF SEPARATION (LOS)

A Line of Separation (LOS) is a clearly identified boundary around or within the premises that separates on-farm traffic from off-farm traffic with the goal of preventing disease agents entering on vehicles, equipment, people, etc.

Describe where the LOS on this operation is located (BORDERS OF PROPERTY, TYPES OF BORDERS/BARRIERS, DISTANCE TO ADJACENT BUILDINGS/PASTURES, ETC.) and how it is marked on-site (FENCES, COUNTY ROAD, CREEKS, ETC.):

*Label the LOS on the premises map at the end of this plan.*

## LOS ACCESS POINT(S)

There are \_\_\_\_\_ points of access to the operation. The Access Points are clearly marked with a barrier of \_\_\_\_\_  
NUMBER  
\_\_\_\_\_ to restrict entry. LOS Access Point(s) are each labeled on the premises map at the end of this plan.  
FENCE, GATE, ETC.

Signs written in \_\_\_\_\_ languages are posted at major LOS access points that include  
ENGLISH, SPANISH, ETC.

(BIOSECURITY MANAGER'S PHONE NUMBER; BIOSECURITY PROTOCOLS FOR ENTERING; WHERE TO FIND BIOSECURITY PROTOCOLS FOR ENTERING, ETC.):

All movements (animals, vehicles, equipment, people) authorized to move across the LOS are recorded and these documents are kept in the \_\_\_\_\_ and available for review upon request. Examples of  
OFFICE, BARN, ETC.

movement logs for animal, people, and vehicles/equipment/deliveries can be found on the [Secure Beef Supply websites](#). People and items crossing through the LOS Access Points follow appropriate specific biosecurity steps, described under Biosecure Entry Procedure (under Section 5) in this plan.

## DESIGNATED PARKING AREA

Vehicles not essential to the operation are parked in the designated parking area which is located:

\_\_\_\_\_, labeled on the premises map at the  
WHERE  
end of this plan, and marked \_\_\_\_\_. This area is outside the LOS and away from animal areas.  
WITH SIGNS, ETC.

## DISTANCE BETWEEN LIVESTOCK ON ADJACENT PREMISES

Describe the approximate distance between livestock on adjacent premises (BORDERS OF PROPERTY, TYPES OF BORDERS/BARRIERS, DISTANCE TO ADJACENT BUILDINGS/PASTURES, ETC.):

Steps have been coordinated with owner/operators of these premises to limit disease exposure. These steps include:

## GRAZING PUBLIC LANDS

This operation does not access or use public lands for grazing. **OR**

Our cattle graze public lands \_\_\_\_\_. We \_\_\_\_\_ part of a grazing  
LIST MONTHS OF THE YEAR ARE/ARE NOT

association. Cattle are moved to the public lands using (check all that apply):

- Common use roads
- Common use corrals/trailheads
- Common use trail systems

We recognize shared lands can pose exposure risks from other livestock, wildlife, and people accessing public lands during a highly contagious foreign animal disease outbreak. We have worked with our State Animal Health Official and livestock association to develop proposals for livestock separation and movement strategies on public land allotments. This is described in our "Enhanced Biosecurity Plan".



## ANIMAL HEALTH AND DISEASE MONITORING

Good husbandry combined with good biosecurity helps animals thrive.

- Animals have access to a clean, dry place to rest.
- Animal caretakers work with the healthiest and youngest animals first, then older animals, then sick animals last.

Animals are checked \_\_\_\_\_ for signs of disease.  
EVERY OTHER DAY, DAILY, TWICE DAILY, ETC.

Animal health issues, including animals with unusual signs, those that do not respond to treatment, or sudden deaths, are reported to \_\_\_\_\_. Investigations of these animal health issues are completed by \_\_\_\_\_.  
WHO OR POSITION TITLE  
WHO OR POSITION TITLE

Health and treatment records for animals are kept in a \_\_\_\_\_  
NOTEBOOK, PROGRAM, APP, ETC.; IF APPLICABLE, NAME PROGRAM OR APP  
which is located \_\_\_\_\_.  
WHERE

Our isolation area is located \_\_\_\_\_ and can house up to \_\_\_\_\_ animals.  
WHERE NUMBER

## 4. VEHICLES AND EQUIPMENT

This operation has plans in place to limit disease exposure from off-farm vehicles and equipment on a daily basis. Refer to this operation's "Enhanced Biosecurity Plan" for more details about vehicle and equipment biosecurity protocols during a highly contagious foreign animal disease outbreak.

We have evaluated movement on and off the premises. This includes evaluating the frequency and travel paths which was used to determine LOS placement and to limit disease exposure. Please refer to the [Inputs/Outputs template](#) and to the [Vehicle Entry Log](#) for the vehicle, equipment, and delivery entry logbook template.

### CLEANING AND DISINFECTION

Cleaning and disinfection – also referred to as C&D – is a key part of biosecurity. C&D reduces or kills germs that can spread disease to your animals.

This operation's C&D protocol includes the following:

- Thoroughly cleaning and washing objects first to remove any visible debris (manure, dirt, bedding) before applying disinfectant.
- Disinfectants are used according to the product label which includes directions for correct mixing, concentration, rinsing, storage, etc. These disinfectants are used: \_\_\_\_\_  
NAME OF PRODUCTS
- Disinfectants are allowed proper contact time to "sit" and work according to the label instructions.

During C&D, these safety measures are followed:

- All product labels are carefully read.
- Recommended protective gear is worn.
- Run-off into animal areas, drinking water, waterways, and other protected areas is avoided.

## 5. PERSONNEL

This operation has plans in place to limit disease introduction from the clothing and footwear of personnel (i.e., employees, family members, visitors, etc.) on a daily basis. Refer to this operation's "Enhanced Biosecurity Plan" for more details about essential personnel biosecurity protocols during a highly contagious foreign animal disease outbreak.

### ENTRY LOGBOOK

Everyone crossing the LOS access point(s) is recorded in the entry logbook, which is located \_\_\_\_\_, unless they are a scheduled worker or delivery. WHERE

The entry logbook is monitored by \_\_\_\_\_ on the operation to ensure accurate completion. OFFICE MANAGER, OPERATION OWNER, ETC.

Please refer to the [Employee and Visitor Log](#) for the entry logbook template and the vehicle, equipment, and delivery entry logbook template listed in the previous section.

The contact information and work schedule records for all workers are maintained and posted in the following places:

The contact information and records for all deliveries are maintained and posted \_\_\_\_\_. WHERE

### BIOSECURE ENTRY PROCEDURE

The Biosecurity Manager ensures that everyone crossing the LOS on foot or exiting their vehicle inside the LOS has been instructed to be wearing clean clothing and footwear since last contacting livestock. Additionally, the following procedures are followed:

- Wear operation-dedicated footwear **OR**
- Wear disposable or disinfectable footwear **AND**
- Ensure hands are clean
  - ◇ Wash hands and/or
  - ◇ Disposable or disinfectable gloves may be made available
- All **animal handlers** must also put on operation-dedicated clothing **OR** put on clean coveralls/protective outerwear

Additional biosecurity measures for this operation include (E.G., DEDICATED WORK CLOTHES, DESIGNATED WASHER/ DRYER ON SITE, DISPOSABLE BOOTS/GLOVES, ETC.):

- \_\_\_\_\_
- \_\_\_\_\_
- \_\_\_\_\_
- \_\_\_\_\_
- \_\_\_\_\_
- \_\_\_\_\_

### BIOSECURE EXIT PROCEDURE

Hands may be washed \_\_\_\_\_, WHERE

All soiled clothing is \_\_\_\_\_, WASHED AT THE OPERATION IN DESIGNATED MACHINES, TAKEN HOME BY EMPLOYEE, ETC.

All soiled footwear \_\_\_\_\_, WASHED BEFORE LEAVING OPERATION, CHANGED BEFORE LEAVING OPERATION, ETC.

## 6. ANIMAL MOVEMENT

Refer to this operation's "Enhanced Biosecurity Plan" for a pre-movement isolation period, contingency plan for interrupted animal movement in the event animal movement is stopped for weeks, and protocols for animal loading/unloading during a highly contagious foreign animal disease outbreak.

### INDIVIDUAL ANIMAL IDENTIFICATION

Having a consistent animal identification system on your operation is important for tracking animal performance characteristics and record keeping to prevent violative drug residues and understand animal movement on and off farm. In addition, animal identification may be required for animal movement interstate. National disease testing does require an official form of identification. It is integral to a disease outbreak where infected animals can be traced to determine animals and properties at risk.

This operation uses the following techniques for individual animal identification (check all that apply):

- Ear tag
- Official ear tag with printed U.S. shield (e.g., silver tags, electronic radiofrequency tags (RFID), orange metal or RFID Bangs vaccination tags)
- Official tattoo issued by recognized breed association
- Brand issued by brand inspection agency
- Ear notch
- None

### RECORDS OF ANIMAL MOVEMENT

During a highly contagious foreign animal disease outbreak, producers may be asked by Regulatory Officials to provide accurate trace-back/forward information to identify potential disease exposure. Daily record keeping can speed up the process of finding potential contacts with infected herds in an outbreak which can speed up the chance to receive a movement permit for operations with no evidence of infection. Records should be kept for all within operation movements (i.e., moving from calving pasture to mountain grazing or bulls being moved between pastures), incoming animals, and animals leaving the operation (i.e., for sale, slaughter, euthanasia).

Examples of movement logs for animal, people, and vehicles/equipment/deliveries can be found on the [Movement Records webpage](#).

### INCOMING ANIMALS

BQA recommends that replacement cattle or new additions should be separated from other cattle for at least a 21-30 day quarantine period. Select all that apply.

- All incoming animals are unloaded and visually inspected during daylight hours, when possible. Isolation is maintained until inspection is completed. If cattle are unloaded at night they are maintained in the receiving area and inspected the following morning.
- New animals arriving at the operation are separated from all other livestock with separate feeding/watering equipment during the quarantine period. They are handled last or by dedicated personnel to avoid spread of infectious diseases.
- Calves brought to the operation from outside sources (i.e., sale barns, dairies, other cattle operations) as substitute or graft calves can introduce diseases such as bovine viral diarrhea virus (BVDV) or Johne's disease to the operation. In addition to being held in separate facilities with its grafted dam as recommended previously, the calf should be tested for common diseases prior to being introduced to the herd. Consult with your herd veterinarian to determine which diseases are concerning in your region and should be screened for in new herd additions.
- For stocker and feeder cattle, cattle are checked at least daily for illness, lameness, or other problems during the first 30 days following arrival.
- This operation retains its own cattle for replacements with no new additions or replacement cattle (including breeding animals) procured from external sources.

## CONTINGENCY PLAN FOR INTERRUPTED ANIMAL MOVEMENT

Developing a contingency plan during peace time can be a valuable tool for future crises such as natural disasters (floods, drought, hurricanes, fires, etc.) or infectious disease outbreaks when normal movement or supplies are interrupted.

In the event animal movement is stopped for several weeks due to a natural disaster, public health emergency, or by state or federal animal health officials, these are considerations for managing animals in a biosecure manner (Select and modify all applicable statements):

- Cull cattle will be humanely euthanized and properly disposed of on the operation (described under Carcass Disposal below).
- Housing, feed, feeding and healthcare equipment, and trained individuals are available for approximately \_\_\_\_\_ NUMBER of cattle for a time period of \_\_\_\_\_. A contingency plan has been established for ration formulation, transport and market of cattle that would otherwise be moved to a different operation in the event of a movement restriction.
- Housing, feed, and healthcare equipment is available for approximately \_\_\_\_\_ of slaughter-ready NUMBER cattle for a period of \_\_\_\_\_. A contingency plan has been established for ration formulation, transport and market of cattle that are at, approaching, or have exceeded market weight.
- All calves born on the operation can be housed, fed, and cared for in an outbreak.
  - Calves will remain with the cow to nurse. **OR**
  - There is enough housing, feed, and feeding equipment available for \_\_\_\_\_ NUMBER of calves for a period of : \_\_\_\_\_. NUMBER OF DAYS, WEEKS, ETC.
  - We plan to \_\_\_\_\_ calf housing, feeding equipment, or BUILD, PURCHASE, RENT, ETC additional pasture or dry lots to house/feed calves if we are unable to move off-site.
  - Personnel trained in pre-weaned calf husbandry are available.

## 7. ANIMAL PRODUCTS

**Refer to this operation’s “Enhanced Biosecurity Plan” for more details about preventing disease exposure from animal products during a highly contagious foreign animal disease outbreak.**

### SEMEN, EMBRYOS

- This operation does not introduce semen or embryos from off-site locations.

**OR**

- This operation accepts and records semen or embryos introduced from off-site locations. The products are procured from sources that test for the following diseases:

- \_\_\_\_\_
- \_\_\_\_\_
- \_\_\_\_\_
- \_\_\_\_\_

## FEEDING DAIRY PRODUCTS

- This operation does not purchase or receive colostrum or feed dairy products (e.g., whole milk or whey) from dairies or other off-site sources.

**OR**

- This operation does purchase or accept colostrum or fresh dairy products from off-site locations. If used for calves, the products \_\_\_\_\_ pasteurized before being fed.  
ARE/ARE NOT

## 8. CARCASS DISPOSAL

Dead animals (normal mortality numbers) are disposed of by:

---

BURIAL ON-SITE/OFF-SITE, COMPOST, RENDERING, ETC.

which is in accordance with state and federal laws.

- Rendering trucks and other vehicles hauling dead animals to a common disposal site do not cross the LOS.
- Routes for carcass movement and disposal are labeled on the premises map at the end of this plan.

In the event of a large number of mortalities, dead animals will be disposed of by:

---

BURIAL ON-SITE/OFF-SITE, COMPOST, RENDERING, ETC.

which also prevents the attraction of wildlife, rodents, and other scavengers, and is in accordance with state and federal laws.

## 9. MANURE MANAGEMENT

**Refer to this operation's "Enhanced Biosecurity Plan" for more details about manure management during a highly contagious foreign animal disease outbreak.**

The procedure for manure removal and storage is (LOT SCRAPING, FREQUENT HAULING, MANURE BUNKER/SLURRY STORE, COMPOST, ETC.):

If needed, we can store manure for \_\_\_\_\_. After that time, the method for manure removal is  
NUMBER OF DAYS, WEEKS, ETC.

\_\_\_\_\_ which meets state, local, and Responsible Regulatory Officials regulations.  
DRY SPREADER, DRAG LINE, ETC.

### MANURE MANAGEMENT

- Animal housing areas are regularly cleaned to prevent manure, litter, and/or soiled bedding buildup with manure, litter, and/or soiled bedding from buildup.
- Young animals are prevented from coming in contact with manure, litter, and/or soiled bedding from older animals.

## 10. RODENT, WILDLIFE AND OTHER ANIMAL CONTROL

Refer to this operation's "Enhanced Biosecurity Plan" for more details about managing rodents, wildlife, and other animals during a highly contagious foreign animal disease outbreak.

The following control measures are in place to minimize interaction between cattle and other animals (dogs, cats, horses, rodents, birds, and/or other wildlife):

- This operation utilizes \_\_\_\_\_ to discourage rodent movement. Bait is checked \_\_\_\_\_ by \_\_\_\_\_ and replaced as needed. The operation has designated \_\_\_\_\_ as the rodent control monitor responsible for implementing the rodent control plan. This protocol is in accordance with state and local regulations for controlling rodents.

**OR**

- This site works with a professional rodent/pest company, \_\_\_\_\_, and has documented procedures which are located \_\_\_\_\_ describing the frequency and observations by the company representative. This protocol is in accordance with state and local regulations for controlling rodents.

Mark those that apply and provide details where requested.

- Weeding and grass control is done every \_\_\_\_\_.
- The sanitation of general office areas is completed \_\_\_\_\_.
- Trash is removed every \_\_\_\_\_.
- Measures to prevent wildlife access to livestock on this operation include (FENCING, GUARD ANIMALS, ETC.):
- Dogs, cats, and other pets (such as horses, goats, etc.) \_\_\_\_\_ allowed to roam between operations.
- If livestock guardians, herding dogs, or ranch horses are used to work this operation's or a neighboring operation's livestock, biosecurity measures are taken to ensure visible contamination is removed from their fur and feet/hooves and their fur is decontaminated prior to entry.

# 11. FEED AND WATER

Refer to this operation’s “Enhanced Biosecurity Plan” for more details about feed delivery and handling during a highly contagious foreign animal disease outbreak.

Grain and feed commodities are delivered in trailers that are covered during transport.

- Feed spills are cleaned up as soon as possible to minimize attraction of wildlife and rodents.
- Feed is only handled by equipment that is specific to the operation for feed handling or used after it is clean and disinfected.

This operation uses \_\_\_\_\_ as water sources. Waterers and the areas  
AUTOMATIC WATERERS, STOCK TANKS, STREAMS, RIVERS, PONDS, ETC.

around them are checked \_\_\_\_\_ and cleaned \_\_\_\_\_. If water becomes unfit to drink,  
DAILY, TWICE DAILY, WEEKLY, ETC. DAILY, WEEKLY, MONTHLY, ETC.

alternate sources will be provided by \_\_\_\_\_.  
PORTABLE TANKS, OFF-SITE CLEAN WATER SOURCE, ETC.

## LABELED PREMISES MAP

Guidance for creating a premises map (satellite images are preferable) can be found at [www.securebeef.org/beef-producers/biosecurity/](http://www.securebeef.org/beef-producers/biosecurity/).

**National Premises Identification Number (Prem ID or PIN)**

(request from the office of the State Animal Health Official): \_\_\_\_\_

### PREMISES ADDRESS:

\_\_\_\_\_  
ADDRESS

\_\_\_\_\_  
ADDRESS







\_\_\_\_\_  
CITY

\_\_\_\_\_  
STATE

\_\_\_\_\_  
ZIP

\_\_\_\_\_  
GPS COORDINATES (OPTIONAL)

Label your premises map with the following items and include a legend:

-  Public road
-  Line of Separation (LOS)
-  LOS Access Point
-  Carcass disposal/pickup location
-  Designated parking area
-  Carcass removal pathways





**Q** *Beef  
Quality  
Assurance™*

**BEEF**  
  
Funded by the Beef Checkoff